



The R8 among the XPC cubes

The Shuttle XPC cube Barebone SZ170R8, as the company's first model, is able to accommodate up to four 3.5 inch hard drives which makes an overall maximum capacity of up to 32TB a reality. Ideal for both home and commercial applications. Still, there's much room for expansion in the form of a M.2 SSD for PCI-E which means transfer rates of up to 2,5 GB/s making it up to four times faster as compared to current SATA-SSDs. However, this barebones platform is way more than just about storage - the SH170R8 has enough grunt under its aluminium bonnet to be a high-end gaming PC or a workstation for intensive graphics or even video applications. The mainboard sports Intel's high-performance Z170 chipset that is designed for next-gen LGA 1151 Skylake processors up to the top-end Core i7 ones of the K-Series. Additionally, large dual-slot graphics cards and up to 64GB of DDR4 memory can be fitted.

XPC cube Barebone **SZ170R8**



Feature Highlights	
R8 Chassis	<ul style="list-style-type: none"> Black aluminium chassis (14.2 litre) Storage bays: 4x 3.5" (internal)
CPU	<ul style="list-style-type: none"> Supports 6th Gen. Intel® Core™ Processors Codename "Skylake", Socket LGA1151 Supports Core i3, i5, i7, Pentium, Celeron Shuttle I.C.E. heatpipe cooling system
Operating System	<ul style="list-style-type: none"> An operating system is not included Supports Windows 7/8.1/10, Linux - 64 bit
Slots	<ul style="list-style-type: none"> 1x PCIe x16 (v3.0) supports dual-slot PCI-Express X16 graphics cards 1x PCIe x4 (v3.0) 1x M.2 2280 supports PCIe 3.0 x4 & SATA 3 1x Mini-PCIe Half-Size, supports WLAN
Chipset	<ul style="list-style-type: none"> Intel Z170 PCH
Integrated Graphics	<ul style="list-style-type: none"> Supports three Full HD displays at once Supports one UHD display (with Core CPU)
Memory	<ul style="list-style-type: none"> Supports 4x DDR4-2133, max. 64 GB
Drive Connectors	<ul style="list-style-type: none"> 4x SATA 3.0 (6Gb/s) supports RAID and RST 1x eSATA, 1x M.2 SSD slot
Other Connectors	<ul style="list-style-type: none"> Video: HDMI 1.4 and 2x DisplayPort 1.2 Audio: 7.1-ch Line-out, Line-in, Microphone GigaBit LAN (RJ45) 8x USB 3.0, External SATA
Optional	<ul style="list-style-type: none"> COM-Port, Wireless LAN and 2.5" bay
PSU	<ul style="list-style-type: none"> 500 Watt power supply (80 PLUS Silver)

Images for illustration purposes only.

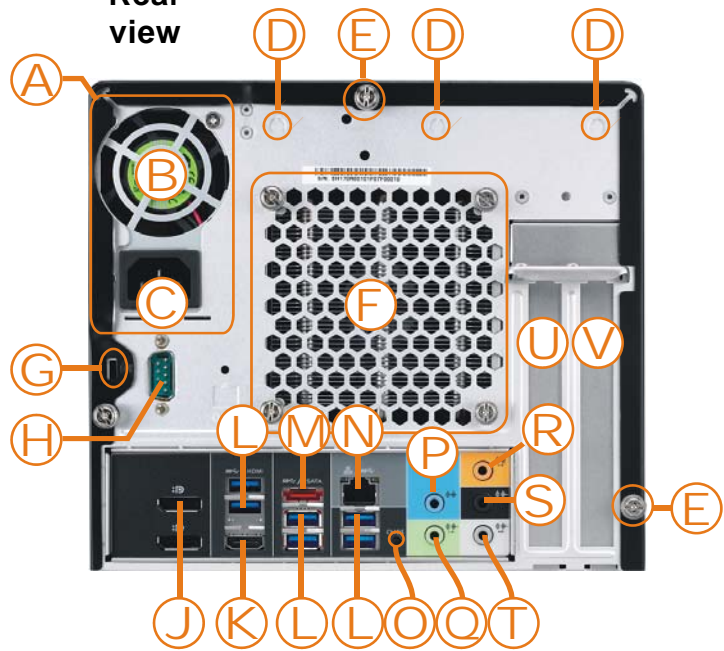


Shuttle XPC cube Barebone SZ170R8 – Connectors

Front view



Rear view



- 1 Hard disk LED indicator
- 2 Power button
Power LED indicator
- 3 2x USB 3.0 port
- 4 Microphone input
- 5 Headphone output

- A Power supply
- B Power supply fan
- C AC power connector
- D Perforation for optional
WLAN module
- E Three thumbscrews
- F Heatpipe cooling system
- G Hole for Kensington Lock
- H COM / RS232 (optional)
- J 2x DisplayPort output
- K 1x HDMI output

- L 6x USB 3.0
- M External Serial-ATA
- N Gigabit LAN (RJ45)
- O Clear-CMOS-Button
- P Audio Line-in
- Q Audio Surround Front
- R Audio Center/Bass
- S Audio Surround Rear
- T Audio Surround Side
- U PCI-Express X16 slot
- V PCI-Express X4 slot

Interior view




left side



right side

Shuttle XPC cube Barebone SZ170R8 – Mainboard

Back Panel Connectors



© 2016 by Shuttle Computer Handels GmbH (Germany). All information subject to change without notice. Pictures for illustration purposes only.

Shuttle XPC cube Barebone SZ170R8 – Product Features



The R8 chassis design: stylish and sophisticated

The R8 is the case design of choice when it comes to flexible storage solutions thanks to its four-hard-drive support. At the same time it provides even more room for large state-of-the-art graphics cards. With no drive doors on the front, the case appears more uniform and elegant as ever before with Shuttle XPC cubes. Its high-quality finish and aesthetics remain untouched - the R8 case uses light aluminium as its stylish base material and the brushed surfaces are truly eye-catching.



Small, but easy to install

Shuttle XPC cubes offer the performance of a desktop PC at a third of the size while using standard desktop components. Shuttle keeps the concept of being futureproof in mind when designing the new R8 chassis. The meticulously designed internal layout already comes with cables fitted to reduce clutter, increase airflow and make the installation of components easy.



What is a Barebone?

The Shuttle XPC cube Barebone SZ170R8 consists of a stylish case with a pre-installed mainboard, power supply unit (PSU) and cables. Despite its small form factor, it offers outstanding connectivity, functionality and performance. For a full PC system, a processor, memory, mass storage and optional a graphics card need to be added. Shuttle XPC cube Barebones are completely customisable meaning users can pick certain components on their own to ideally match their individual needs.



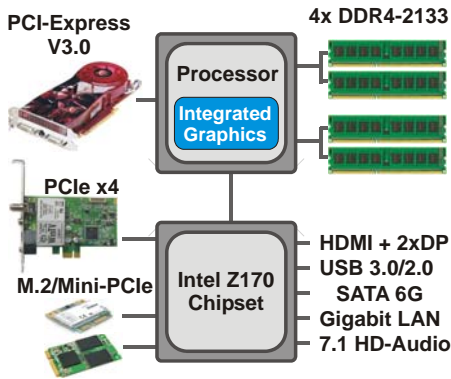
Supports Intel 14nm Skylake Processors

Skylake is the codename for Intel's 6th Generation of Intel Core Processors introduced in 2015 along with the 100-Series chipsets. The Shuttle XPC cube Barebone SZ170R8 supports the desktop version with socket LGA1151, while the previous generation (code name "Haswell", LGA1150) is not compatible. Thanks to the advanced Z170 chipset the SZ170R8 also supports Intel's K-series processors with unlocked multiplier settings.



Integrated Cooling Engine (I.C.E.)

Shuttle XPC cubes offer the performance of a desktop PC at a third of the size. In order to ensure proper airflow inside such a small case, more advanced cooling technologies have been developed and implemented. Shuttle's industry-leading I.C.E. heatpipe technology delivers efficient cooling and is exceptionally quiet.



Single-Chip Chipset: Intel Z170

The Shuttle XPC cube Barebone SZ170R8 sports Intel's Z170 Platform Controller Hub (PCH) which is part of the 100 Series "Sunrise Point" chipset. The Z170 chipset consists of a single chip and integrates the hard drive controller, network controller, firmware interface, PCIe links, USB and other connectors.

Supports up to 64 GB DDR4 memory

The Shuttle XPC cube Barebone SZ170R8 supports up to 64 GB of DDR4-2133 memory which is ideal for workstations powered by 64-bit operating systems, so users take full advantage of high-performance configurations. Compatible memory comes in 288-pin DIMM modules at 1.2V operating voltage, while the predecessor is 244-pin at 1.5V operating voltage. DDR3L runs at 1.35V.



Two Mini-Slots: Mini PCI-Express and M.2

The **Half-Size Mini-PCI-Express slot** is intended for Wireless LAN adapter cards (e.g. the Shuttle Accessory WLN-C) as shown in the picture on the right.



The **M.2 slot (type 2280)** is fully-equipped with 4X PCI-Express v3.0 lanes and SATA 3.0 interfaces. Modern M.2 SSDs with PCI Express interface (PCIe) provide a significant higher bandwidth compared to the usual SATA standard. Type 2280 means it supports the usual M.2 cards with a width of 22mm and a length of 80mm, but also 2242 and 2260 standard cards are supported.



Additional power plugs for graphics cards with 6 and 6+2 pins

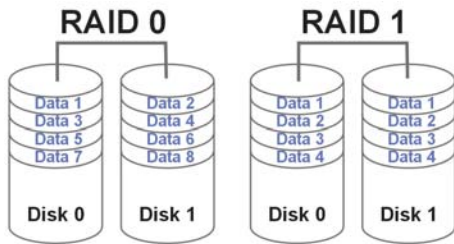
Two Mini-Slots: Mini PCI-Express and M.2

The Shuttle XPC Barebone SZ170R8 is equipped with a rock-stable 500W power supply which has been tested with some of the latest graphics cards and powerful Core i3/i5/i7 processors. Its 80 Plus Silver logo indicates that it provides more than 85/89/85% of energy efficiency at 20/50/100% of rated load which reduces energy consumption and increases the computer's reliability. In addition, the power supply uses a 50mm cooling fan providing the same airflow, but spins slower than previous 40mm models to make the system run even more quietly.

8x USB 3.0

The Shuttle XPC cube Barebone SZ170R8 sports eight USB 3.0 ports (2x front, 6x rear) besides two USB 2.0 ports. USB 3.0 achieves a maximum data transfer rate of up to 5.0Gbps (640MBytes/sec) which is ten times faster than USB 2.0. USB 3.0 is fully downward compatible to USB 2.0.





Intel Rapid Storage Technology - RAID support

Intel® Rapid Storage Technology offers new levels of protection, performance and expandability for desktop platforms. No matter if one or multiple hard drives are used, users take advantage of enhanced performance and lower power consumption. Valuable digital memories are protected from hard drive failures, if the system is configured in any of these three fault-tolerant RAID configurations: RAID 1, RAID 5, and RAID 10. By seamlessly storing copies of data on one or more hard drives, any hard drive may fail without loss of data or system downtime. Once the defective drive is removed and a replacement hard drive is installed, data security is guaranteed again.

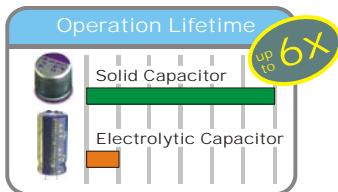
Supports up to four hard disks for storage applications

Users can install up to four 3.5" hard disks (or SSDs) into the XPC cube Barebone SZ170R8. An integrated 80mm fan in front of the hard disk rack ensures low operating temperatures for more reliability. Thanks to the integrated RAID controller, different configurations are possible. For example, a RAID 10 array with four 8TB hard disks can be used as a network-attached storage server for SMB's. Otherwise an SSD can be installed in the M.2 socket that can be used for the system partition. In conclusion, the SZ170R8 can be turned into a professional storage system at a volume of just 14 litres while it may be a powerful graphics workstation or gaming PC at the same time.



7.1 HD Audio capabilities

The Shuttle XPC cube Barebone SZ170R8 supports 7.1 channel audio either via four analog stereo audio ports or digitally through the HDMI and DisplayPort connectors that combine high bandwidth video with digital audio in one single port.



Solid Capacitors

By using all-solid capacitors (except the audio part) Shuttle mainboards are long-life and provide industry leading stability and reliability. The average lifespan of one solid capacitor is more than six times greater than the more common and less expensive electrolytic capacitors.



Mini-ITX Mainboard Support

Shuttle expands the capabilities of its R chassis by adding support for Mini-ITX mainboards (17 x 17cm or 6.7 x 6.7 inches). This makes upgrading or downgrading the mainboard easy without having to modify the chassis.

Shuttle XPC cube Barebone SZ170R8 – Graphics Features



PCI-Express v3.0 for high-performance graphics cards

The Shuttle XPC cube Barebone SZ170R8 supports PCI-Express x16 Version 3.0 combined with a 14nm Intel Skylake processor to deliver a bandwidth of up to 32 GB/s. So expect plenty of potential for the newest graphics cards.

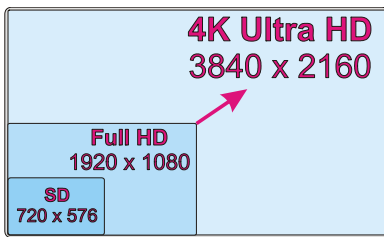
Ample space for demanding dual-slot graphics cards

Despite the small housing, the SZ170R8 is capable of running dual-slot (double-height) high-performance PCI Express graphics cards. The system provides additional 6-pin and 8-pin power connectors for more power-hungry graphics cards. Please refer to the support list for detailed support information.



Built-in Intel® HD Graphics Engine

The integrated Intel HD Graphics processor has been moved onto the same die as the CPU. Some of the graphics features depend on the processor type. It supports 3D stereoscopic playback, hardware encoding for H.264 and MPEG-2 video, Blu-ray playback with HDCP, 4K resolution, DirectX 12, OGL 5.x and OCL 2.x. With all these features, this GPU is comparable to entry level discrete cards.



Supports 4K Ultra HD at 60Hz

The Shuttle XPC cube Barebone SZ170R8 supports one 4K display running at 3840 x 2160 @ 60Hz (2160p/60) when connected to one of the barebone's DisplayPort video outputs. As the successor to the Full HD standard, Ultra HD delivers a four times higher resolution with a wider colour space and colour depth. An Intel Core i3 processor or higher and dual channel memory (2 or 4 modules) is required for smooth 4K (2160p) video playback.



Triple Display with HDMI and 2x DisplayPort

The Shuttle XPC cube Barebone SZ170R8 features three digital video outputs: 1x HDMI 1.4 and 2x DisplayPort 1.2. Triple View technology brings you multiple display support on up to three separate monitors at Full HD resolution. This helps improve on productivity by allowing for spreading multiple windows across three monitors while working with them simultaneously. [6]



Connect even more displays with a discrete graphics card

The Shuttle XPC cube Barebone SZ170R8 supports at least five displays in combination with a discrete PCI-Express graphics card, based on the Switchable Graphics feature. Expand your Windows desktop across many monitors, but note it does not support a 2x2 configuration or clone mode with the monitors connected.

Shuttle XPC cube Barebone SZ1 70R8 – Optional Accessories



Wireless LAN (Accessory WLN-C / WLN-P)

The Shuttle Accessory WLN-C/P is a wireless LAN kit consisting of a Mini-PCIe card, two antennas and appropriate cables. Using this, the Shuttle XPC cube Barebone SZ1 70R8 can be equipped with a wireless LAN module according to IEEE 802.11n standards and WPA2 with AES encryption is supported, too. WLN-P also supports IEEE 802.11ac and Bluetooth 4.0.



Serial RS-232 port (Accessory H-RS232)

Add one serial COM port (RS232) to the back panel. While it is no longer found on today's consumer PCs, as it has been superseded by USB, it is still commonly used for applications of industrial automation systems, scientific analysis and POS systems.









Two 2.5" drives in one 3.5" bay

The optional Shuttle Accessory PHD3 allows for installation of up to two 63.5mm (2.5") hard drives or SSDs into one larger 89 mm (3.5") drive bay. This makes for a more flexible configuration in your drive rack.

The Shuttle XPC cube Barebone SZ1 70R8 can be installed up to eight 2.5" SATA hard disks (or SSDs) in combination with the Shuttle Accessory PHD3. For more than five SATA hard disks though, extra SATA cables, power cables and a SATA controller card is required.

Comparison with previous models

Shuttle XPC cube Barebone	SH87R6	SZ87R6	SH97R6	SH170R6	SZ170R8
Chipset	Intel H87	Intel Z87	Intel H97	Intel H170	Intel Z170
CPU Support	LGA1150 / 95W "Haswell"			LGA1151 / 95W "Skylake"	
K-Series Overclocking	-	Yes	-	-	Yes
CPU cooling	Heatpipe, 3 Pipes	Heatpipe, 4 Pipes	Heatpipe, 3 Pipes	3 Pipes	4 Pipes
Drive Bays	1x 5.25" 2x 3.5"			1x 5.25" 2x 3.5"	4x 3.5"
Max. Memory	4x 8GB DDR3-1600			4x 16 GB DDR4-2133	
Video Output	HDMI, DVI-I Dual Display	HDMI, DVI-I Dual Display	HDMI, 2x DisplayPort Triple Display	HDMI, 2x DisplayPort Triple Display	
4K Support (Ultra HD)	-	-	HDMI: 2160p/30 DP: 2160p/60	HDMI: 2160p/30 DP: 2160p/60	
PCI Express Slots	1x PCIe X16 V3 1x PCIe X1 V2	1x PCIe X16 V3 1x PCIe X1 V2	1x PCIe X16 V3 1x PCIe X4 V2	1x PCIe X16 V3 1x PCIe X4 V3	
M.2 Slot	-			1x M.2 slot (2280)	
Mini PCIe Slots	1x Full-Size (mSATA 6G), 1x Half-Size			1x Half-Size	
Gigabit LAN	Realtek RTL 8111E	Dual Realtek RTL8111E	Realtek RTL 8111G	Intel i219LM PHY	
Audio	7.1-ch, S/PDIF Realtek ALC888S	7.1-ch, S/PDIF Realtek ALC888S	7.1-ch Realtek ALC892	7.1-ch Realtek ALC892	
USB	4x USB 3.0 6x USB 2.0			8x USB 3.0 2x USB 2.0	8x USB 3.0
SATA Ports	4x SATA 6G 1x eSATA 3G			4x SATA 6G 1x eSATA 6G	
Power Supply	300W (PC61J) 80+ Bronze	500W (PC63J) 80+ Silver	300W (PC61J) 80+ Bronze	300W 80+ Bronze	500W 80+ Silver
Graphics card power connectors	6-pin	6+8-pin	6-pin	6-pin	6+8-pin
Front Face	R6 chassis Plastic front face	R6 chassis design Brushed aluminium	R6 chassis Plastic front face	R6 chassis Plastic front	R8 chassis Brushed Alu
Optional Accessories	PHD3: 3.5" to 2.5" Adapter, H-RS232: COM-Port, WLN-C/P: WLAN Adapter, PC63J: 500W Power Supply				
Front Panel					
Rear Panel					

© 2016 by Shuttle Computer Handels GmbH (Germany). All information subject to change without notice. Pictures for illustration purposes only.

Shuttle XPC cube Barebone SZ170R8 - Specifications

<p><i>R8-Chassis</i></p>	<p>Black aluminium chassis Front panel: brushed aluminium Front doors for USB ports Kensington Security Slot at the back panel (also called K-Slot or Kensington lock) as a part of an anti-theft system Dimensions: 33.2 x 21,6 x 19.8 cm (LWH), 14.2 litre Weight: 3.5 kg net / 5.0 kg gross</p>
<p><i>Storage Bays</i></p>	<p>Storage bays: 4 x 3.5" (internal) Using the optional accessory PHD3 two 2.5" drives can be installed into one 3.5" bay.</p>
<p><i>Mainboard and Chipset</i></p>	<p>Shuttle "FZ170", Shuttle Form Factor proprietary design for XPC cube Barebone SZ170R8 Dimensions: 270 x 195 mm Chipset: Intel® Z170 Chipset (Intel® GL82Z170 PCH, code name "Sunrise Point") Platform Controller Hub (PCH) as Single-Chip-Solution Solid Capacitors for sensitive areas provide excellent heat resistance for enhanced system durability</p>
<p><i>BIOS</i></p>	<p>AMI BIOS, SPI Interface, 32 MBit Flash-ROM with SPI interface Supports PnP, ACPI 3.0, Hardware Monitoring Supports Unified Extensible Firmware Interface (UEFI) Supports boot up from external USB flash memory</p>
<p><i>Power Supply</i></p>	<p>Built in 500 Watt mini switching power supply (PC63J) AC input voltage: supports 100~240V, 50~60 Hz 80 PLUS Silver compliant: the PSU provides at least 85/89/85% of efficiency at 20/50/100% of load. Active PFC circuit (Power Factor Correction) ATX main power connectors: 2x10 and 2x2-pin Graphics power connector: 6-pin and 8-pin Other connectors: 4x SATA, 2x Molex, 1x Floppy</p>
<p><i>Operation System</i></p>	<p>This system comes without operating system. It is compatible with Windows 10 / 8.1 / 7 and Linux – 64 bit For note on Windows 7, see [7]</p>

© 2016 by Shuttle Computer Handels GmbH (Germany). All information subject to change without notice. Pictures for illustration purposes only.

<p><i>Processor Support</i></p>	<p>Socket LGA 1151 (H4) supports the sixth generation of Intel Core i7 / i5 / i3, Pentium and Celeron processors Maximum supported processor power consumption (TDP) = 95W Codename "Skylake", 14nm process technology, up to 8 MB of L3 cache Not compatible with Intel Xeon E3 V5 processors with Socket LGA1151 and processors with the older Socket LGA 1150. Supports the unlock function of Intel K-Series processors. The processor integrates PCI-Express, memory controller and the graphics engine on the same die (performance features depending on processor type) Please refer to the support list for detailed processor support information at global.shuttle.com.</p>
<p><i>Processor Cooling</i></p>	<p>Shuttle I.C.E. (Integrated Cooling Engine) Advanced I.C.E. Heatpipe technology with 4 pipes Temperature controlled 92 mm fan SilentX cooling and noise reduction technology with Active Airflow</p>
<p><i>Memory Support</i></p>	<p>4 x 288-pin slot Supports DDR4-2133 memory (PC4-17066) at 1.2V Supports 2+2 Dual Channel mode Supports max. 16 GB per DIMM, maximum total size of 64 GB</p>
<p><i>Integrated graphics</i></p>	<p>The features of the integrated Intel HD graphics function depend on the processor type used. Supports DirectX 12, OGL 5.x, OCL 2.x The PC features three digital video outputs [6]: - HDMI v1.4 (supports 1080p/60 and 2160p/30) - 2x DisplayPort v1.2 (support 1080p/60 and 2160p/60) Supports displays with 4K Ultra HD resolution at 3840 x 2160 [3] Supports three independent Full HD displays with the integrated graphics function Supports more displays in combination with a discrete graphics card [2] Supports Blu-ray (BD) playback with HDCP content protection Supports multi-channel digital audio over the same cable Maximum shared memory of 512 MB</p>
<p><i>PCIe-Expansion Slots</i></p>	<p>1x PCI-Express x16 v3.0 slot (PEG, for graphics cards only) 1x PCI-Express x4 v3.0 slot This XPC supports dual-slot (double-width) graphics cards - in this case the second PCI-Express slot will be occupied. Graphics power connector: 6-pin</p>
<p><i>M.2 SSD Slot</i></p>	<p>The M.2 2280 BM slot provides the following interfaces: - PCI-Express Gen. 3.0 X4 with up to 32 Gbps Data Transfer Speed - SATA v3.0 (max. 6 Gbps) It supports M.2 cards with a width of 22 mm and a length of 42, 60 or 80 mm (type 2242, 2260, 2280). Supports M.2 SSDs with SATA or PCI-Express interface</p>
<p><i>Mini-PCIe Slot</i></p>	<p>Mini-PCIe Half-Size slot with PCIe 2.0 and USB 2.0 interface supports one optional Wireless Network (WLAN) card</p>

© 2016 by Shuttle Computer Handels GmbH (Germany). All information subject to change without notice. Pictures for illustration purposes only.

<p><i>7.1 Channel Audio</i></p>	<p>7.1 channel High Definition Audio with Realtek ALC892 codec Analog: line-out (7.1-ch), line-in, microphone, AUX input (onboard) Digital Audio via HDMI and DisplayPort outputs</p>
<p><i>Gigabit-LAN Controller</i></p>	<p>Intel i219LM PHY connected to the MAC of the processor Supports 10 / 100 / 1.000 MBit/s operation Supports WAKE ON LAN (WOL) Supports network boot by Preboot eXecution Environment (PXE)</p>
<p><i>SATA Connectors</i></p>	<p>The mainboard provides six Serial-ATA 3.0 interfaces, max. 6 Gbps supported 4x Serial ATA connector onboard 1x External Serial ATA (eSATA) connector at the back panel 1x M.2 slot onboard for flash memory cards Supports Intel Rapid Storage Technology (RST, Raid 0/1/5/10, JBOD)</p>
<p><i>Front panel Connectors and Buttons</i></p>	<p>Microphone input Headphone output (line-out) 2x USB 3.0 Power button Power indicator (blue LED) Hard disk drive indicator (yellow LED)</p>
<p><i>Back Panel Connectors</i></p>	<p>HDMI v1.4 2x DisplayPort v1.2 [5] 6x USB 3.0 GigaBit LAN (RJ45) External Serial ATA (eSATA 6 Gb/s) 7.1-ch Audio line-out (2x rear/front, bass/center, surround/back) Audio Line-in Clear CMOS button Optional: serial port RS-232 (Accessory: H-RS232) 3x perforation for optional WLAN antennas</p>
<p><i>Other Connectors (onboard)</i></p>	<p>2x USB 2.0 (2x 5-pin) 1x RS232 (2x 5-pin) for optional accessory H-RS232 2x fan connector (4-pin), one connector is occupied Low Pin Count header (LPC, 2x 10-pin, 2 mm pitch size) Occupied front connectors: USB 3.0, USB2.0, audio, power buttons, LEDs</p>
<p><i>Included Accessories</i></p>	<p>Multi-language XPC Installation Guide (EN, DE, FR, ES, JP, KR, SC, TC) 32/64-bit driver disk for Windows 4x Serial ATA cables AC Power Cord (with protective-earth contacts) Heatsink Compound Protector cap for the CPU socket (do not use if heatpipe or fan is mounted) Bag with screws</p>

© 2016 by Shuttle Computer Handels GmbH (Germany). All information subject to change without notice. Pictures for illustration purposes only.

<p><i>Optional Accessories</i></p>	<p>PHD3: 3.5" to 2.5" adapter H-RS232: Backpanel COM port adapter for RS232 serial interface WLN-C: Wireless LAN 802.11n module with two external antennas WLN-P: Wireless LAN 802.11ac + BT4.0 module with two external antennas</p>
<p><i>Environmental Spec</i></p>	<p>Operating temperature range: 0~35°C Relative humidity range: 10~90% (non-condensing)</p>
<p><i>Certifications Compliance</i></p>	<p>EMI: FCC, CE, BSMI, C-Tick Safety: ETL, CB, BSMI Other: RoHS, ErP 2013 Lot 3, Energy Star 5.2</p>
<p><i>Conformity</i></p>	<p>This device is classed as a technical information equipment (ITE) in class B and is intended for use in living room and office. The CE-mark approves the conformity by the EU-guidelines:</p> <ul style="list-style-type: none"> - EMV-guideline 89/336/EWG electromagnetic tolerance - LVD-guideline 73/23/EWG use of electric devices within certain voltage limits

© 2016 by Shuttle Computer Handels GmbH (Germany). All information subject to change without notice. Pictures for illustration purposes only.

Notes:**[1] Overclocking Warning**

Please note there is a certain risk involved with overclocking, including adjusting the settings in the BIOS or using third-party overclocking tools. Overclocking may affect your system stability or even cause damage of the components and devices of your system. It is done at your own risk and expense. Shuttle cannot be held responsible for possible damage caused by overclocking.

[2] Supports additional displays in combination with a discrete graphics card

The integrated graphics function already supports three independent displays via its digital video outputs. This PC can even support more displays in combination with a discrete PCI-Express graphics card. This function is based on the Switchable Graphics feature introduced with the 2nd Generation of Intel® Core™ processors. To enable this, please enter the BIOS Setup Utility by pressing the "Delete" key after powering on the PC, then go to the "Advanced" tab and change the "Initiate Graphics Adapter" setting to "Switchable".

[3] 4K Ultra HD resolution

A 4K-display with Ultra HD resolution (3840 x 2160) should be connected via DisplayPort, as only this port supports a higher refresh rate of 60Hz. The video playback performance depends on the video format, bitrate and the processor used. Daily office applications usually won't require the system to run under full load, however for smooth 4K (2160p) video playback requirements are different. An Intel Core i3 processor or higher is required here.

[5] How to convert DisplayPort to HDMI/DVI

The DisplayPort outputs can be converted to HDMI or DVI by an additional, passive adapter cable. For example:

DELOCK 82590: 1m, DisplayPort (male, 20p) to HDMI-A (male, 19p)

DELOCK 82435: 5m, DisplayPort (male, 20p) to DVI-D (male, 24p)

The integrated graphics automatically detects the connected display and puts out the appropriate electric signal - either DisplayPort (without an adapter) or HDMI/DVI (with an adapter).

However, a monitor with a DisplayPort connector cannot be connected to the HDMI port with a simple, passive adapter.

[6] Three independent displays simultaneously

The Shuttle XPC cube Barebone SZ170R8 supports a maximum of two displays with a DVI or HDMI input. A third digital display, if required, must be connected directly to the DisplayPort output (without an adapter).

[7] Installation of Windows 7

Intel® 100 chipset series has removed their support for the Enhanced Host Controller Interface (EHCI) which is the driver software for the USB 2.0 ports. The new chipset only supports the updated Extensible Host Controller Interface (xHCI for USB 3.0) which is not supported by the original Windows 7 installation disk. This means, that peripheral devices connected by USB (like keyboard, mouse and external optical drive) do not work during the Windows 7 Installation. As a solution please add the required USB 3.0 drivers to the Windows 7 installation files - this procedure is explained in the Shuttle FAQ section at <http://global.shuttle.com/support/faqDetail?faqId=2380>.

6th Generation Intel Core Desktop Processor Family

Socket LGA1151 14 nm "Skylake-S" processor overview (Date: September 2015)

Name	Model	Cores/ Threads	CPU Clock	Turbo Clock	Cache	TDP	Graphics Engine	Graphics Clock
Core i7	6700K	4 / 8	4.0 GHz	4.2 GHz	8 MB	91 W	HD 530	350~1150 MHz
	6700	4 / 8	3.4 GHz	4.0 GHz	8 MB	65 W	HD 530	350~1150 MHz
	6700T	4 / 8	2.8 GHz	3.6 GHz	8 MB	35 W	HD 530	350~1100 MHz
Core i5	6600K	4 / 4	3.5 GHz	3.9 GHz	6 MB	91 W	HD 530	350~1150 MHz
	6600	4 / 4	3.3 GHz	3.9 GHz	6 MB	65 W	HD 530	350~1150 MHz
	6600T	4 / 4	2.7 GHz	3.5 GHz	6 MB	35 W	HD 530	350~1100 MHz
	6500	4 / 4	3.2 GHz	3.6 GHz	6 MB	65 W	HD 530	350~1150 MHz
	6500T	4 / 4	2.5 GHz	3.1 GHz	6 MB	35 W	HD 530	350~1100 MHz
	6400	4 / 4	2.7 GHz	3.3 GHz	6 MB	65 W	HD 530	350~1150 MHz
Core i3	6400T	4 / 4	2.2 GHz	2.8 GHz	6 MB	35 W	HD 530	350~1100 MHz
	6320	2 / 4	3.9 GHz	-	4 MB	65 W	HD 530	350~1150 MHz
	6300	2 / 4	3.8 GHz	-	4 MB	65 W	HD 530	350~1150 MHz
	6300T	2 / 4	3.3 GHz	-	4 MB	35 W	HD 530	350~1100 MHz
	6100	2 / 4	3.7 GHz	-	4 MB	65 W	HD 530	350~1150 MHz
Pentium	6100T	2 / 4	3.2 GHz	-	4 MB	35 W	HD 530	350~1100 MHz
	G4520	2 / 2	3.6 GHz	-	3 MB	51 W	HD 530	350~1150 MHz
	G4500	2 / 2	3.5 GHz	-	3 MB	51 W	HD 530	350~1150 MHz
	G4500T	2 / 2	3.0 GHz	-	3 MB	35 W	HD 530	350~1100 MHz
	G4400	2 / 2	3.3 GHz	-	3 MB	51 W	HD 530	350~1150 MHz
Celeron	G4400T	2 / 2	2.9 GHz	-	3 MB	35 W	HD 530	350~1100 MHz
	G3920	2 / 2	2.9 GHz	-	2 MB	51 W	HD 530	350~1050 MHz
	G3900	2 / 2	2.8 GHz	-	2 MB	51 W	HD 530	350~1050 MHz
	G3900T	2 / 2	2.6 GHz	-	2 MB	35 W	HD 530	350~950 MHz

K = unlocked, S = Performance optimized lifestyle, T = Power optimized lifestyle

Note: The SZ170R8 also supports the unlock-function of Intel K-Series processors.

Please refer to the support list for detailed processor support information at global.shuttle.com.